

## FORMARTINE AREA COMMITTEE – OCTOBER TO DECEMBER 2023

### Introduction

From 1st October 2023 to 31st December 2023, there have been 72 incidents within the Formartine Area;

- 6 Deliberate Fires
- 11 Accidental Fires
- 31 Special Service Incidents
- 15 False Alarms

As a result these incidents have been:-

- 0 Fire Fatalities
- 1 Non-fatal fire casualty
- 4 Accidental Dwelling Fires
- 3 Non-Domestic Fire
- 4 RTC Casualties

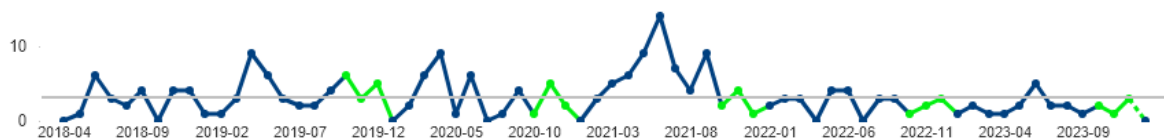
The Aberdeenshire Management Team and staff within the area are committed to working with Communities and Partners to reduce all types of incidents and continue working to make Formartine a safe place to work, live in and visit.

This report provides the Formartine Area Committee with an overview of performance within the area and what the Service are doing in partnership with both communities and partners to continuously improve performance within the area.

### Deliberate Fires

Reducing Deliberate Fires is a priority for the Scottish Fire and Rescue Service within the Formartine Area. The chart and table below shows the total remaining static in Deliberate Fires comparison to the previous year, equalling the lowest total. (the sections of the chart coloured green represent October to December from (2019/20 – 2023/24).

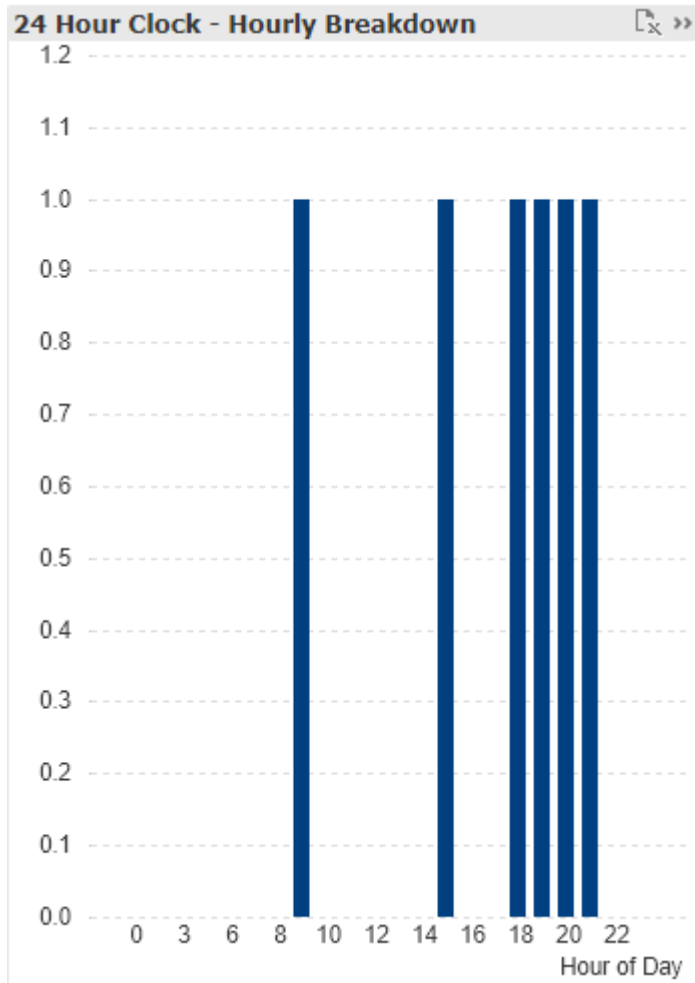
1a - All Deliberate Fires ▶ Aberdeen City, Aberdeenshire and Moray ▶ Aberdeenshire ▶ Aberdeenshire Policy & Resources (F... [↗](#)



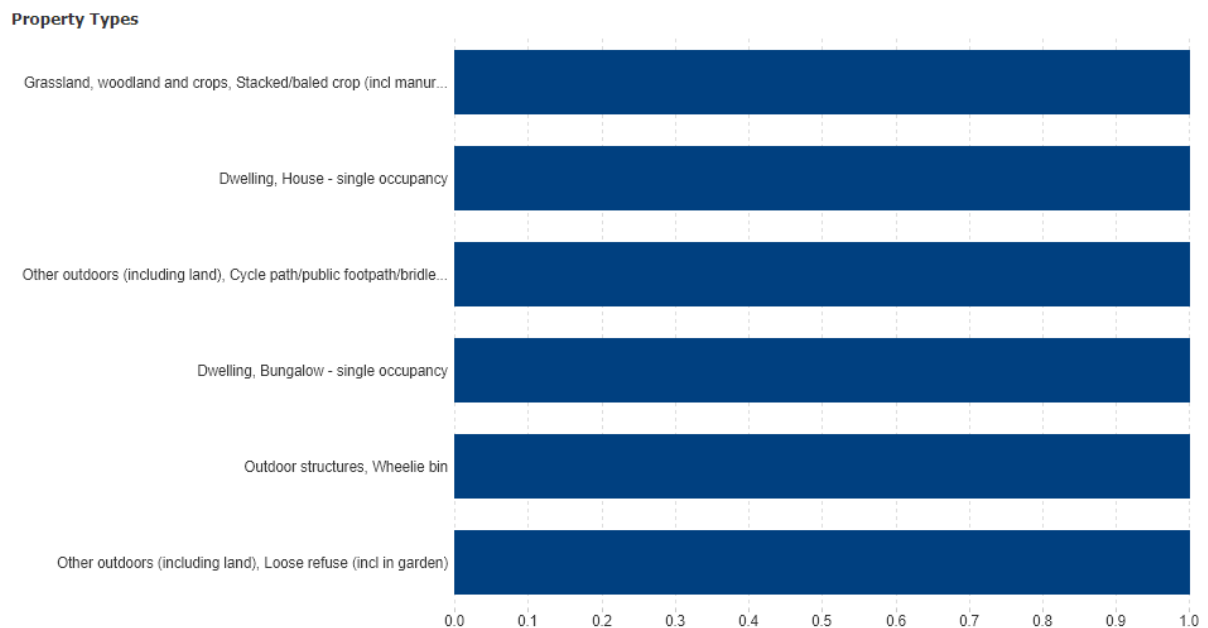
The table below shows the breakdown of Deliberate Fires throughout the Formartine area relevant to Ward Area. The figure has remained static compared to the previous year to the equal lowest total over the previous 4 years.

| Ward               | 2019-20   | 2020-21  | 2021-22  | 2022-23  | 2023-24  |
|--------------------|-----------|----------|----------|----------|----------|
| Ellon & District   | 5         | 1        | 0        | 2        | 4        |
| Mid Formartine     | 6         | 4        | 3        | 2        | 2        |
| Turriff & District | 3         | 3        | 4        | 2        | 0        |
| <b>Total</b>       | <b>14</b> | <b>8</b> | <b>7</b> | <b>6</b> | <b>6</b> |

The graph below indicates when the recorded incidents occurred.

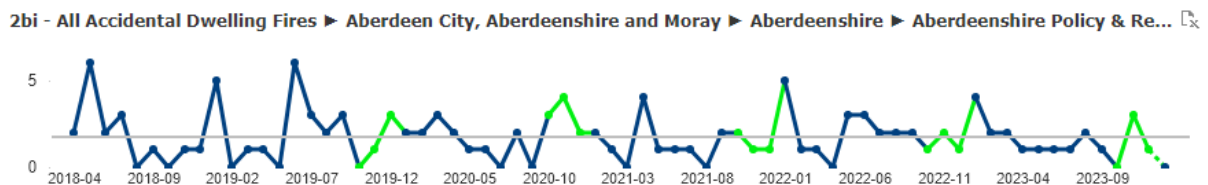


The chart below indicates the property types where the deliberate fires have occurred.



### Unintentional Harm and Home Safety

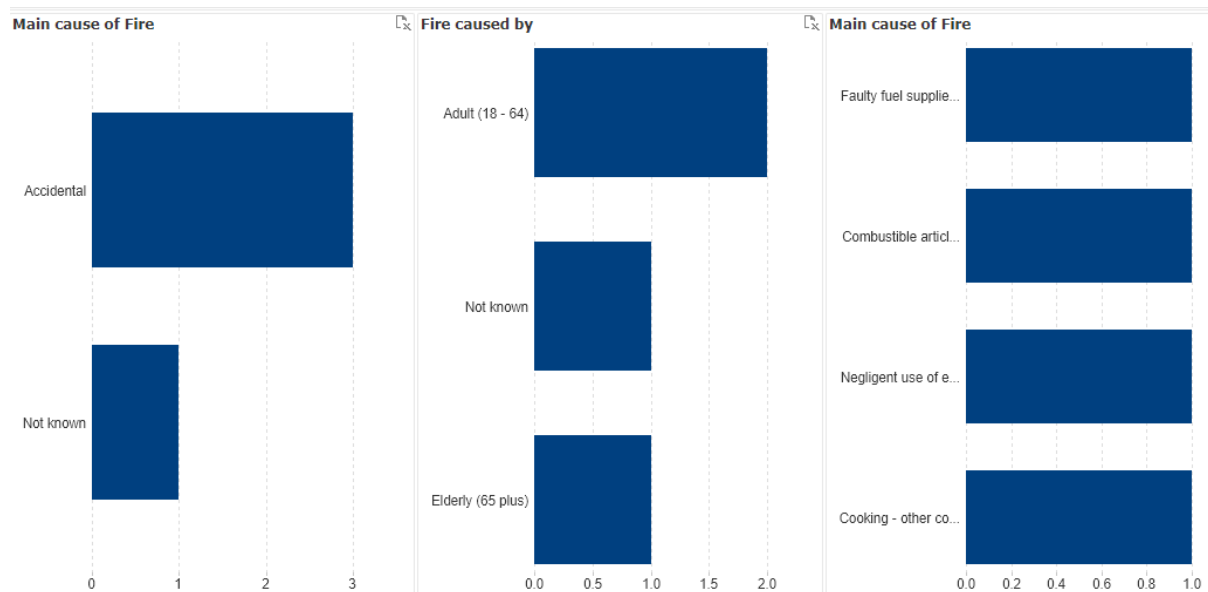
Reducing unintentional harm and improving home safety remain a priority for the SFRS. The number of Accidental Dwelling fires have decreased by half in comparison to the previous year. The chart below shows the number of Accidental Dwelling Fires in comparison to previous years.



The table below shows the breakdown of Accidental Dwelling Fires down to ward level. It can be seen from the table that the number of accidental dwelling fires have remained static in comparison with the previous two years.

| Geography/ Reporting Year |  | 2019-20  | 2020-21  | 2021-22  | 2022-23  | 2023-24  |
|---------------------------|--|----------|----------|----------|----------|----------|
| <b>Ward</b>               |  |          |          |          |          |          |
| Ellon & District          |  | 0        | 3        | 1        | 1        | 1        |
| Mid Formartine            |  | 2        | 2        | 2        | 2        | 1        |
| Turriff & District        |  | 2        | 4        | 1        | 1        | 2        |
| <b>Total</b>              |  | <b>4</b> | <b>9</b> | <b>4</b> | <b>4</b> | <b>4</b> |

The causes of the Accidental Dwelling fires within this reporting period are shown below.



Home Fire Safety Visits continue to be our primary method for reducing accidental dwelling fires. During this period, we have delivered the following HFSV's.

| Area                 | Total Visits | High Risk      | Medium Risk     | Low Risk       |
|----------------------|--------------|----------------|-----------------|----------------|
| Ellon and District   | 10           | 2 (20%)        | 4 (40%)         | 4 (40%)        |
| Mid Formartine       | 12           | 5 (42%)        | 6 (50%)         | 1 (8%)         |
| Turriff and District | 3            | 0 (0%)         | 2 (67%)         | 1 (33%)        |
| <b>Total</b>         | <b>25</b>    | <b>7 (28%)</b> | <b>12 (48%)</b> | <b>6 (24%)</b> |

We have continued to deliver HFSV during the pandemic and continue to work closely with our Partners through Local Community Planning Arrangements and the Health and Social Care

Partnership to increase the number of High-Risk Referrals made for Home Fire Safety Visits. This is a critical piece of work as delivering these visits to the people that are most in need.

## Accidental Dwelling Fire Casualties

During this reporting period, there has been no casualties as a result of accidental dwelling fires. The table below shows the totals in comparison to the previous 4 years.

| Geography/ Reporting Year |  |          |          |          |          |          |
|---------------------------|--|----------|----------|----------|----------|----------|
| Ward                      |  | 2019-20  | 2020-21  | 2021-22  | 2022-23  | 2023-24  |
| Ellon & District          |  | 0        | 0        | 0        | 0        | 0        |
| Mid Formartine            |  | 0        | 1        | 0        | 0        | 0        |
| Turriff & District        |  | 0        | 0        | 0        | 0        | 0        |
| <b>Total</b>              |  | <b>0</b> | <b>1</b> | <b>0</b> | <b>0</b> | <b>0</b> |

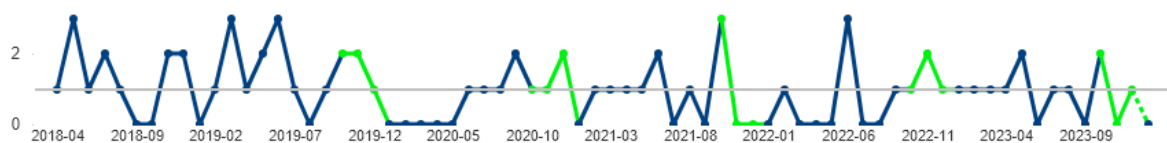
Despite these low number of casualties within this reporting period, we will continue refining our HFSV process.

## Non Domestic Fires

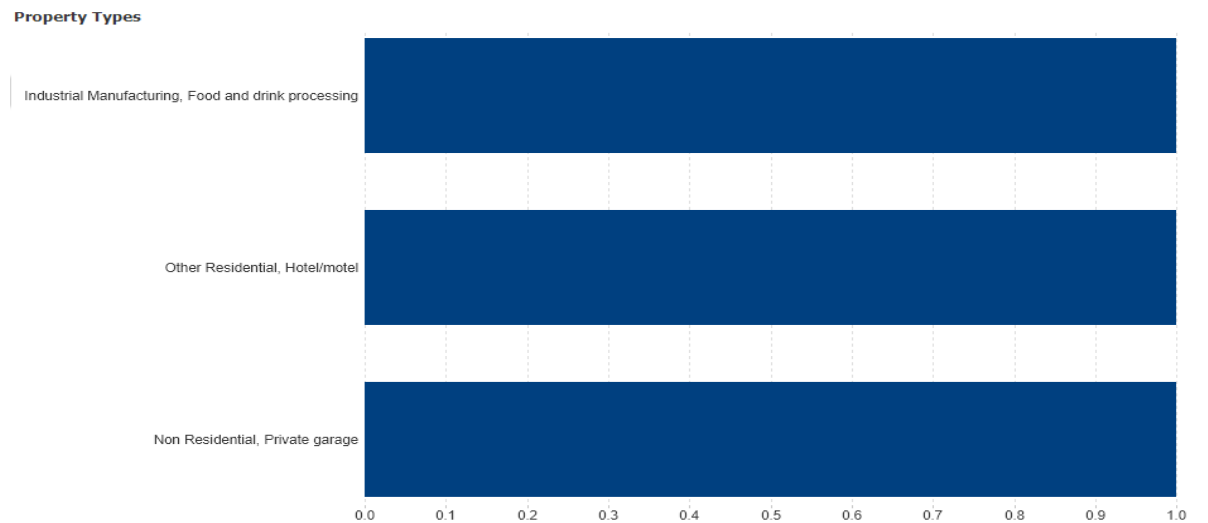
During this period there has been three non-domestic fires in the area. As indicated in the table below, the figure has decreased slightly in comparison to last year.

| Geography/ Reporting Year |  |          |          |          |          |          |
|---------------------------|--|----------|----------|----------|----------|----------|
| Ward                      |  | 2019-20  | 2020-21  | 2021-22  | 2022-23  | 2023-24  |
| Ellon & District          |  | 2        | 1        | 0        | 2        | 1        |
| Mid Formartine            |  | 2        | 2        | 1        | 2        | 2        |
| Turriff & District        |  | 1        | 1        | 2        | 0        | 0        |
| <b>Total</b>              |  | <b>5</b> | <b>4</b> | <b>3</b> | <b>4</b> | <b>3</b> |

4a - Non Domestic Fires ▶ Aberdeen City, Aberdeenshire and Moray ▶ Aberdeenshire ▶ Aberdeenshire Policy & Resources (...)



The graph below shows where the incidents occurred.



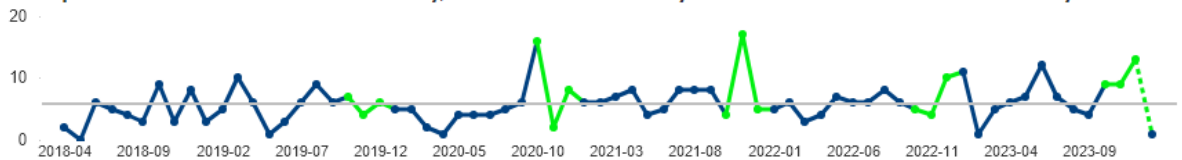
### Non-Fire Emergencies

The modern Fire and Rescue Service attends many incidents that are not fires. This section provides information in relation to the non-fire emergencies to allow members to see both how we are progressing in this area and the variety of non-fire emergencies that crews within the local area deal with.

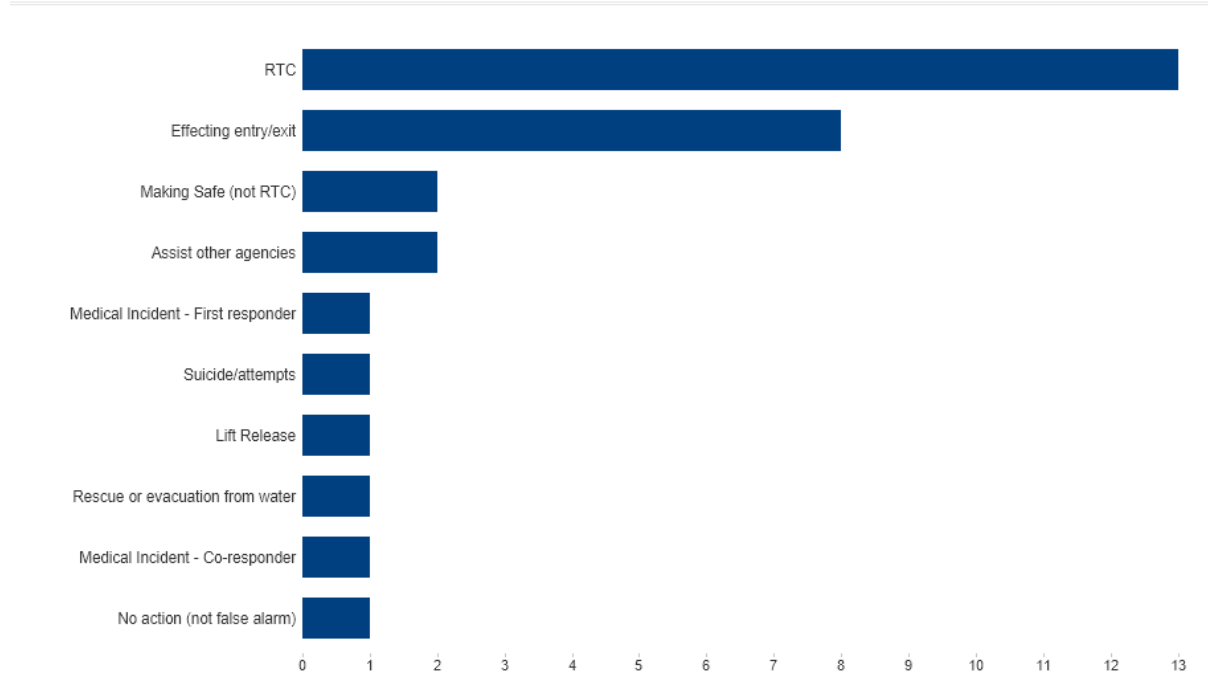
The table and chart below show how we are progressing in comparison with the previous five years. The figure for this year has increased due mostly to increase in the Mid-Formartine area.

| Geography/ Reporting Year |  |  |           |           |           |           |           |
|---------------------------|--|--|-----------|-----------|-----------|-----------|-----------|
| Ward                      |  |  | 2019-20   | 2020-21   | 2021-22   | 2022-23   | 2023-24   |
| Ellon & District          |  |  | 10        | 11        | 13        | 7         | 9         |
| Mid Formartine            |  |  | 1         | 11        | 5         | 5         | 14        |
| Turriff & District        |  |  | 6         | 4         | 8         | 7         | 8         |
| <b>Total</b>              |  |  | <b>17</b> | <b>26</b> | <b>26</b> | <b>19</b> | <b>31</b> |

5 - All Special Service Incidents ► Aberdeen City, Aberdeenshire and Moray ► Aberdeenshire ► Aberdeenshire Policy & Reso...



The chart below shows the number and different categories of Non-Fire Emergencies that the Service have responded to in the Formartine Area during the reporting period;



21 of the 31 incidents are related to RTC's and Effecting Entry/Exit. We continue working with both partners and local communities to reduce the number of Non-Fire Emergencies in the Area and to ensure that there is an effective response when an incident does occur.

### **Casualties resulting from Road Traffic Collisions**

There have been no Fatal casualties during this reporting period in the area as a result of a Road Traffic Collision. However, there were four non-fatal casualties during this reporting period, a slight increase on the previous year.

The table below reflects this showing the comparison over the 4 years:

| <b>Geography/ Reporting Year</b> |  |  |                |                |                |                |                |
|----------------------------------|--|--|----------------|----------------|----------------|----------------|----------------|
| <b>Ward</b>                      |  |  | <b>2019-20</b> | <b>2020-21</b> | <b>2021-22</b> | <b>2022-23</b> | <b>2023-24</b> |
| Ellon & District                 |  |  | 7              | 1              | 4              | 3              | 0              |
| Mid Formartine                   |  |  | 1              | 3              | 3              | 0              | 3              |
| Turriff & District               |  |  | 1              | 1              | 0              | 0              | 1              |
| <b>Total</b>                     |  |  | <b>9</b>       | <b>5</b>       | <b>7</b>       | <b>3</b>       | <b>4</b>       |

## Unwanted Fire Alarm Signals (UFAS)

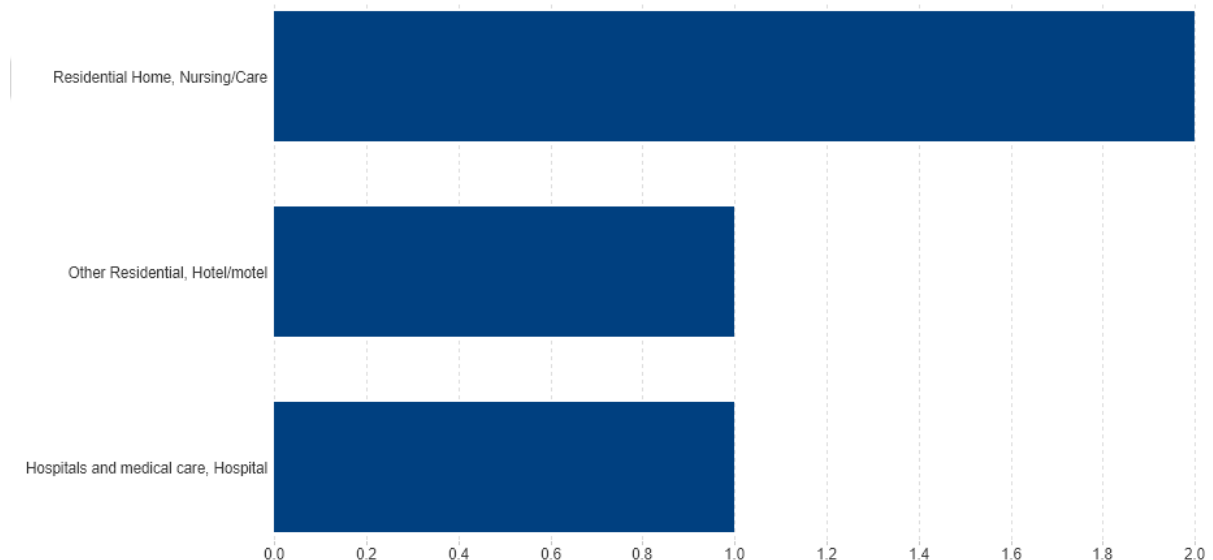
Reducing the number of unwanted fire alarm signals is a priority for the area. Reducing this type of incident has a positive impact on local employers by decreasing the interruption to businesses and the wider community. This also reduces road risk in relation to blue light journeys made while responding to incidents that turn out to be a false alarm.

We continue working on this priority with business owners and occupiers however figures show a dramatic decrease to the lowest total when compared with previous 4 years.

| Geography/ Reporting Year |  |           |           |           |           |          |
|---------------------------|--|-----------|-----------|-----------|-----------|----------|
| Ward                      |  | 2019-20   | 2020-21   | 2021-22   | 2022-23   | 2023-24  |
| Ellon & District          |  | 10        | 6         | 8         | 14        | 2        |
| Mid Formartine            |  | 4         | 8         | 15        | 18        | 1        |
| Turriff & District        |  | 6         | 6         | 10        | 5         | 1        |
| <b>Total</b>              |  | <b>20</b> | <b>20</b> | <b>33</b> | <b>37</b> | <b>4</b> |

The chart below shows the property types where UFAS Incidents have occurred during this reporting period.

Property Types



In line with our policy for Reducing Unwanted Fire Alarm Signals, all operational crews provide advice and guidance to occupiers/owners every time that they attend an Unwanted Fire Alarm. In cases where there is no improvement, we provide occupiers/owners with additional advice from our specialist Fire Safety Enforcement Officers to assist them in resolving the issue.

From 1 July 2023, we stopped attending automatic fire alarm (AFA) call outs to commercial business and workplace premises, such as factories, offices, shops and leisure facilities - unless a fire has been confirmed. Duty holders with responsibility for workplace premises should now safely investigate a fire alarm before calling 999,



as our control room operators will now be asking for confirmation of an actual fire, or signs of fire, before sending the nearest resource.

Signs of fire include: visual flame, smell of smoke, smell of burning, or any other fire alarm signal - other than a single smoke detector. This change does not apply to sleeping premises, such as hospitals, care homes, hotels or domestic dwellings who will continue to get an emergency response.

This follows the SFRS public consultation in 2021 and is estimated to greatly reduce unnecessary call outs in order to free up our firefighters to attend real emergencies and to allow them to do more community safety prevention work.

Further information can be found on the SFRS website following the link below:  
[Scottish Fire & Rescue Service: Unwanted Fire Alarm Signals \(UFAS\)](https://firescotland.gov.uk/scottish-fire-and-rescue-service/unwanted-fire-alarm-signals-ufas)  
([firescotland.gov.uk](https://firescotland.gov.uk))

#### **Establishment – Formartine Area**

| <b>Station</b> | <b>Establishment Figures</b>  |
|----------------|---|
| Oldmeldrum     | On Call – 11 personnel with 1 candidate on the Recruitment Pathway  |
| Ellon          | On Call – 15 personnel with 3 candidates on the Recruitment Pathway |
| Turriff        | On Call – 15 personnel  |